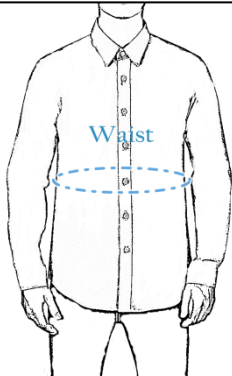
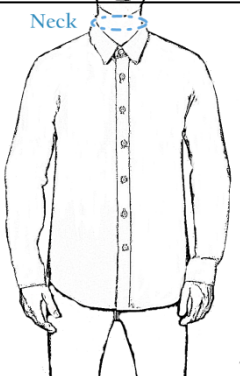
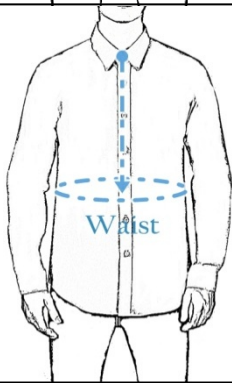
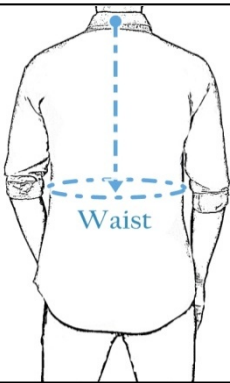
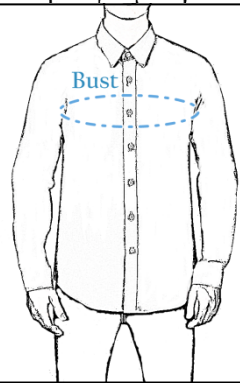
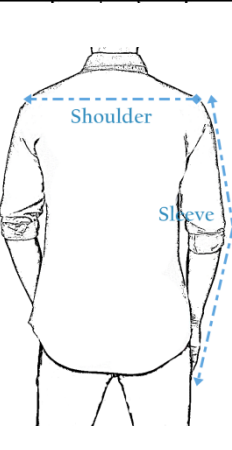
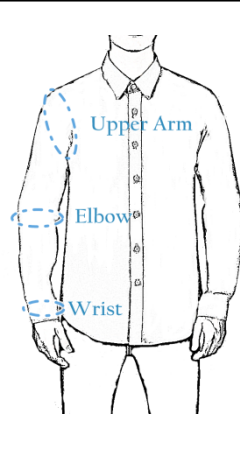
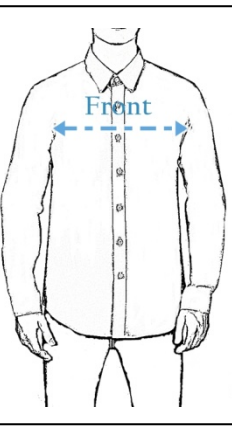
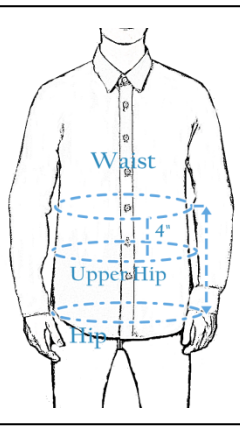
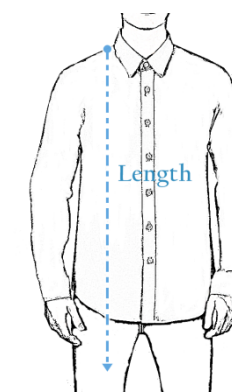

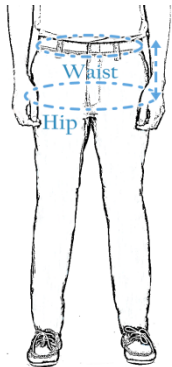
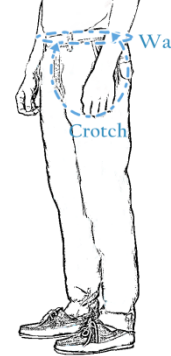
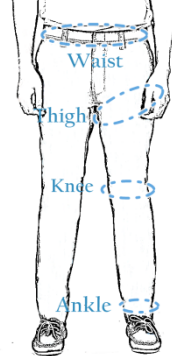
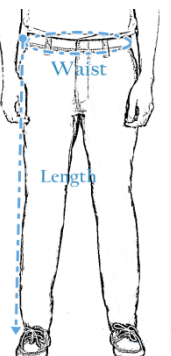


For men wear soft garment which stay close to body but not squeeze the skin.

	<p>1. Waist : tie a string at the waist level. Measure around the waist ____ inch.</p>		<p>2. Neck : Measure around neck not tight or too loose. Specially, with allowance you would like to have. Neck ____ inch.</p>
	 <p>3. Neck point to waist : Measure from neck point to waist in front ____ inch , in back ____ inch.</p>		<p>4. Bust : Measure around the biggest point of bust ____ inch.</p>
	<p>5. Shoulder and Sleeve :Measure from left to right shoulder end ____ inch (*As high as possible for slim fit and normal for regular.) For sleeve measure sleeves from shoulder end to length desired ____ inch. *Standard sleeve length measure from shoulder to the end of thumb minus 3 1/2 inch</p>		<p>6. Upper Arm : Measure around upper arm ____ inch. Elbow : Measure around elbow ____ inch. Wrist : Measure around wrist ____ inch.</p>
	<p>7. Front : Measure from front armpit left to right armpit ____ inch. Back : Measure in back from left armpit to right armpit ____ inch.</p>		<p>8. Upper hip : Measure around upper hip at level 4" below the string(waistline) ____ inch. Hip : Measure around at the biggest point ____ inch, And how far from waist line? ____ inch.</p>
	<p>9. Length : For Shirt, Blazer, Vest jacket and over coat. Measure from point (Follow the picture) to you wants ____ inch.</p>	<p>*This chart is good for Shirt, Coat, Vest and Overcoat difference in length. Measure from the same point.</p>	

 <p>1. Waist : Exactly measure around where you would like to keep your trouser (Medium, extra high or extra low. Not to tight not too loose.) _____ inch.</p>	 <p>2. Hip : Measure around the biggest part _____ inch and how far from waist? _____ inch.</p>
 <p>3. Crotch : Measure from front waist band to back waist band passing through crotch _____ inch. (As you like high crotch for slim fit and looser for loose pleated trouser as you can measure from your old trouser and do (+) or (-))</p>	 <p>4. Thigh : Measure around at the biggest thigh _____ inch.</p> <p>Knee : Measure around knee _____ inch.</p> <p>Ankle : Measure around ankle _____ inch.</p>
 <p>5. Length : Measure from waistline to the desired length _____ inch.</p> <p>* Good long trouser measure down to the heel. Fashion trouser as for your desire.</p>	<p>*This chart for Pant or Short Pant difference in length.</p>

For style you can send the picture at pinkytailor@hotmail.com